



Honda BigBike
— EXCITES THE WORLD —



size: 298 x210mm



Electronic Preload Suspension

Four suspension modes for varying loads : (1) Rider, (2) Rider with loaded bags, (3) Rider and passenger and (4) Rider and passenger with loaded bags.



Ride Mode

Flat six-cylinder engine offer a wide range of power, you can choose between four ride modes (Tour, Sport, Rain, Economy). Each mode varies the bike's power delivery.



Hill Start Assist

This feature momentarily holds your motorcycle's position on inclines when the brakes are released and before you apply the throttle, eliminating any roll-back drama. It's great convenience when starting from a stop on a hill.



Smart Key

Gold Wing features an electronic smart key. You can just hop on, press a button, and ride off. An "answer back" feature lets you find your bike in crowded parking area.




Luggage

All Gold Wing feature integrated saddlebags, designed to hold enough for all trips. The bags open electrically with the push of a button, and unlock remotely.



LED Lighting


Full LED lighting package. All illumination is LED; the headlights, the tail lights, the turn indicators, fog lights and every bit of instrumentation.



SPECIFICATIONS

ENGINE AND FUEL SYSTEM	
Engine Type	Liquid-Cooled, 4-Stroke, 24-Valve, Flat-6
Displacement	1,833 cm ³
Bore x Stroke	73.0 mm x 73.0 mm
Compression Ratio	10.5 : 1
Max. Power	93 kW @ 5,500 rpm
Max. Torque	170 N.m @ 4,500 rpm
Engine Oil Capacity	5.6 ℓ
Carburation	Fuel Injection (PGM-FI)
TRANSMISSION	
Clutch Type	Hydraulic, Wet, Multiplate with Oil Pressure
Transmission Type	7-Speed Forward and Reverse DCT (Dual Clutch Transmission), Enclosed Shaft

DIMENSION AND WEIGHT	
Dimensions (L x W x H)	2,575 mm x 905 mm x 1,430 mm
Wheelbase	1,695 mm
Caster Angle	30.5°
Trail	109 mm
Seat Height	745 mm
Ground Clearance	130 mm
Kerb Weight	380 kg
Fuel Tank Capacity	21.1 ℓ
SUSPENSION	
Suspension Type	Front: Double Wishbone (Double A-Arm Fork with Single Coil-Over Shock Absorber)
	Rear: ProArm® Single-Sided Swingarm with Pro-Link®, Computer Spring-Preload Adjustment with Four Presets.

WHEELS AND BRAKE	
Rim Size	Front: 18M/C x MT 3.50
	Rear: 16M/C x MT 6.00
Tyres	Front: 130/70 R18
	Rear: 200/55 R16
Brakes Type	Front: Dual Hydraulic Disc with 6-Piston Calipers, ABS
	Rear: Ventilated Disc with 3-Piston Calipers, ABS
COLOUR VARIANT	
 PEARL GLARE WHITE	

*Colours and photos may vary from the actual product.

Boon Siew Honda Sdn. Bhd. (676896-A)

721, Persiaran Cassia Selatan 1, Kawasan Perindustrian Batu Kawan, 14100 Simpang Ampat, Pulau Pinang.

HQ 04 506 3333 KL 03 6259 3516 / 03 6259 3517

JOHOR 07 244 8877 / 07 244 7557 TERENGGANU 09 624 0767 / 09 624 0746

All specifications are provisional and subject to change without notice.

• Please note that the figures provided are results obtained by Honda under standardised testing conditions prescribed by WMTC. Tests are conducted on a rolling road using a standard version of the vehicle with only one rider and no additional optional equipment. Actual fuel consumption may vary depending on how you ride, how you maintain your vehicle, weather, road conditions, tyre pressure, installation of accessories, cargo, rider and passenger weight, and other factors.

• Colours and photos may vary from the actual product. These models come with a 2 year or 20,000km manufacturing warranty (whichever comes first).


Toll Free Line
1800 883993


Monday – Friday (9am – 5pm)

Close on public holidays

www.hondabigbike.com.my

 Honda Motorcycle Malaysia

 [hondamotorcycle.my](https://www.instagram.com/hondamotorcycle.my)

 012-499 3991

AUTHORISED DEALER STAMP